


April 12, 2016



April Newsletter

Parent Teacher Interviews and Report Card Pick up Thursday April 21



- Student dismissal at 2:00
- Parent Teacher interviews 2:00-5:00

Draw for Ten \$50.00 gift cards. One ticket per report card picked up by a parent.



If you are unable make it to parent teacher interviews please phone the school and make an appointment with your child's teacher. Communicating your child's strengths and areas needing development is an important part of the education process.

Elementary Student of the Month Award Winners for the Month of April and May.

Students who receive a student of the month award for the months of April and May will get a voucher for an ice cream cone served up by Mr. Malthouse at the lunch time recess.



Grandparent and Elder Afternoon! Friday April 15th 2:00 to 3:25

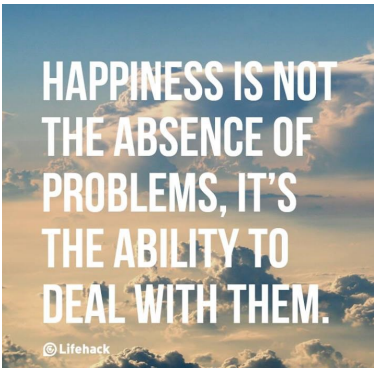


Elders and Grandparents are welcome to have tea and cookies at the school cafeteria from 2:00 to 3:25 on Friday April 15.



Participate with your grandchild in cookie decorating, crafts and literacy activities.

We hope to see as many Grandparents as possible on Friday!



Bake Sale

Every Tuesday



This student fundraiser is held in the Front Foyer of the School.

Track and Field Season will be fast Approaching. Interested students should start listening to morning announcements to find out when and where practices will be!



6	+		=	14
+		+		+
	+	9	=	16
=		=		=
13	+		=	

20	-	12	=	
+		+		+
25	-		=	13
=		=		=
	-		=	

Important Dates For Your Calendar

Thursday April 21	Parent Teacher Interviews 2:00 to 5:00 2:00 Dismissal for students
Friday April 22	No School Professional Development Day for Staff
Friday May 20	No School Professional Development Day for Staff
Monday May 23	May long weekend no school for students and Staf
Monday June 20	Last Day for Students
Tuesday June 21	Awards Day 10:00 start
Wednesday June 22 to Friday June 24	Staff Organizational Days

Community Hockey News Items!

Kyara- gold medal treaties tournament!
Novice razors- Division champs

Alberta Native Provincials 2016

-Kyara Goodrunning-Silver Medal
-Khalid and Riley-Gold Medal
-Xander-Gold Medal
-Jaida-Silver Medal
-Tyrees Goodrunning-Gold Medal and most dedicated trophy
-Sunchild Jr.Boys-Silver Medal
-Sunchild Jr.Girls-Gold Medals and banner.



Alberta Treaty Tournament

-Liddel-Gold Medal
-Jaida-Silver Medal
Rocky Pee-wee Ice- Divisional Champs!
Jody, Lilly, Leanne, Chase
Rocky Midget Royals- Zone 4 and League Champs! Chance, Jordan, Shaedan
sorry if we missed anyone..



Looking for things to do with your Kids? Here are some fun ideas.


-Bake cookies for ice cream sandwiches.
-Visit the beach and make sandcastles
-Make a fort out of cardboard boxes.
-Visit a farmer's market.
-Stage an A to Z scavenger hunt, where you have to find something that starts with every letter.
-Pick berries.
-Have a picnic at park.
-Write and illustrate your own book.
-Forget cooking -- set up an ice cream sundae buffet for dinner.
-Clean up trash along your road.
-Have a backyard campfire...or just use the grill! Roast hot dogs on sticks, pop popcorn and finish off with s'mores.
-Make homemade pizza.
-Go for a walk and then make a collage from nature objects you find along the way.
-Take bread to a creek and feed the ducks.
-Set up a lemonade stand.
-Have a water balloon fight.
-Practice your origami skills and make objects to hang from the ceiling.
-Go biking on a trail.
-Interview an elder about what life was like when they were young.
-Plan a picnic at a local park -- or in your backyard.
-Create salad spinner art: Place circles of paper inside a cheap salad spinner, dab tempera paints on top, cover and spin away.
-Practice making interesting shadow puppets and then put on a show with your characters.
-Plant a garden of herbs and veggies.
-Make a sidewalk chalk mural.



-Have an outdoor painting party using huge canvases or cardboard.
-Pretend to be pirates for a day -- dress up in costumes, plan a treasure hunt.
-Turn the backyard into a carnival -- set up a face painting area and games like ring toss.
-Make totem poles out of paper towel rolls and decorate them.
-Visit a museum you've never been to.
-Make a giant hopscotch or Twister game on the lawn (with spray paint) or driveway (with chalk).
-String beads into jewelry.
-Make a bird house out of Popsicle sticks.
-Create leis with wildflowers.
-Make paper boats and race them in a kiddie pool using straws to propel them.
-Play mini-golf -- or set up a course in your driveway by laying different size containers on their sides.
Set up a net and play badminton and volleyball.
-Visit an amusement park or water park.
-Wade through a stream and search for minnows or tadpoles.
-Have a tricycle race at the rink
-Visit a fire station.
-Collect rocks and paint them to use as paperweights or pet rocks.
-Go roller skating.
-Run through the sprinklers.
-Blend your own smoothie.
-Set up a bike wash station
-Let kids paint the sidewalk or patio with plain old water and sponge brushes. When their creation dries, they can begin again.
-Bake cupcakes in ice cream cones and then decorate them.
-Assemble a family cookbook with all your favorite recipes.
-Go horseback riding.
-Make popsicles in Dixie cups using




fruit juices.
-Create a backyard circus -- kids can pretend to be animals and dress up as clowns.
-Decorate bikes and have a fun parade.
-Attend an outdoor festival or concert.
-Pick a nearby town to visit for the day.
-Make your own hard-to-pop bubbles with 1 cup of distilled water, 2 tablespoons of Dawn dish soap and 1 tablespoon of glycerin.
-Paint canvas sneakers with fabric paint pens or acrylic paint.
-Create three dimensional buildings using toothpicks and mini marshmallows.
-Make bird feeders by covering pine cones with peanut butter and rolling in birdseed.
-Paint with ice by freezing ice cube trays with washable tempera paint.
-Create unusual s'mores by experimenting with ingredients like cookies, bananas, flavored marshmallows and white chocolate.
-Have a fancy tea party.
-Make a giant slip-n-slide with a painter's tarp and shaving cream.
-Go camping in the backyard or at a campsite.
-Let kids paint each other with washable tempera paint, then wash it off in the sprinklers.
-Set up a tent in the backyard to use as a summer playhouse.
-Have a game night with charades, Pictionary and bingo.
-Take a boring brown paper bag and have kids brainstorm creative things to do with it -- you'll be surprised at how many things you can come up with.



Seven Teachings

The seven teachings have been taught to students from K5 to Grade 5 on a weekly basis from September and will continue into May. These teachings are cultural teachings that includes the following: (also known as the 7 Grandfathers)

-The bear -Courage
-The wolf—Humility
-The Bison—Respect
The Sabe—Honesty
The Turtle—Truth
The Eagle—Love
The Beaver—Wisdom



The children have learned about each of the teachings and reflect on how they use them every day. The students have had fun sharing with others about themselves and what they have learned about the seven teachings. The program includes colouring, cutting pictures, brainstorming ideas in helping each other and presenting as a group. Some of the projects can be found on display in the hallways and in individual classrooms. Students have also helped with smudging and prayers whenever possible. This program is run by Brenda Fiddler with support from Emily.